



A3 Color Multifunction Printer

Apeos C7070 / C6570 / C5570 / C4570 / C3570 / C3070

 **Apeos™**



# Hello to the future of work

The "Apeos" series offers advanced features with high security level and easy operability to help business diversify with times.



Quick and simple operability



High performance for greater work efficiency



Safeguard important information



Initiatives for environmental consideration

Accelerate your world of remote style

## Apeos C7070/C6570/C5570/C4570/C3570/C3070

| Copy/Print             | Scan                                 | Printing Resolution      | Control Panel      | Enviromental Technology                     |
|------------------------|--------------------------------------|--------------------------|--------------------|---|
| C7070 <b>70 ppm</b> *1 | Color/Monochrome<br><b>270ppm</b> *2 | <b>1,200 × 2,400 dpi</b> | <b>10.1 inches</b> | <b>LED printhead<br/>Super EA-Eco toner</b> |

•Mobile supported •Wireless LAN supported •Scan business cards •Security •LED reminder to collect printed document /originals  
•Multi-feed detection

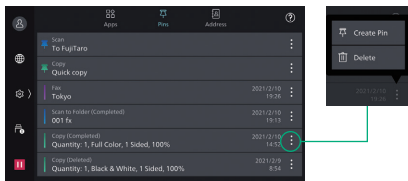
\*1: For Apeos C7070 \*2: When scanning using the Duplex Automatic Document Feeder C2-PC. 160 ppm when using the Duplex Automatic Document Feeder B2-PC.

# Quick and simple operability

## Simple layout with easy navigation

Black and gray tone UI gives better contrast for easy recognition

- Icons are evenly spread for easy recognition
- Consistent operation steps of each function for easy recall
- Home screen personalization for ease of access to commonly used functions
- Pin regular settings for registering frequent or repeated jobs
- Clear visible light notifications for completed or error jobs
- Subtle sound notification for alert and attention



## Accelerated operations with no wait time

Quick startup and output for greater efficiency

- Quick warm up in less than 24 seconds
- Fast Boot Mode prepares the operation panel in 6 seconds\*<sup>1</sup>
- First Copy Output Time in 3.3 seconds\*<sup>2</sup>

\*1: Depending on the status of the main unit and configuration of options, it may not operate or take more than 6 seconds.

\*2: A4 LEF for C7070/C6570 when in horizontal/Monochrome preferred mode

## Flexibility in office layout

Supports wireless LAN environment\*<sup>1</sup>.

- Supports free addressing in the office with Wi-Fi support
- Up to five Wi-Fi Direct multifunction devices can be connected at the same time
- Supports direct mobile printing\*<sup>2</sup>
- Print Utility, AirPrint, and Mopria® Print Service are supported

\*1: Optional.

\*2: When connecting to Wi-Fi Direct.

## Trays open and close lightly and quietly

Paper trays are equipped with a retraction mechanism for smooth opening and closing

- One soft push for closing
- Retracts softly and gently
- Drawing out is effortless



## Light notification reminder

Light notification reminds user of uncollected original or printed document on the trays.

- Prevents uncollected documents left on the Center Tray or feeder
- Center Tray light further notifies when a fax is received on the Side Tray



## Smartphone becomes a “portable operation panel”

Seamless connectivity with mobile devices for Copy, Fax, Print, Scan\*<sup>2</sup> jobs using the Print Utility\*<sup>1</sup> application.

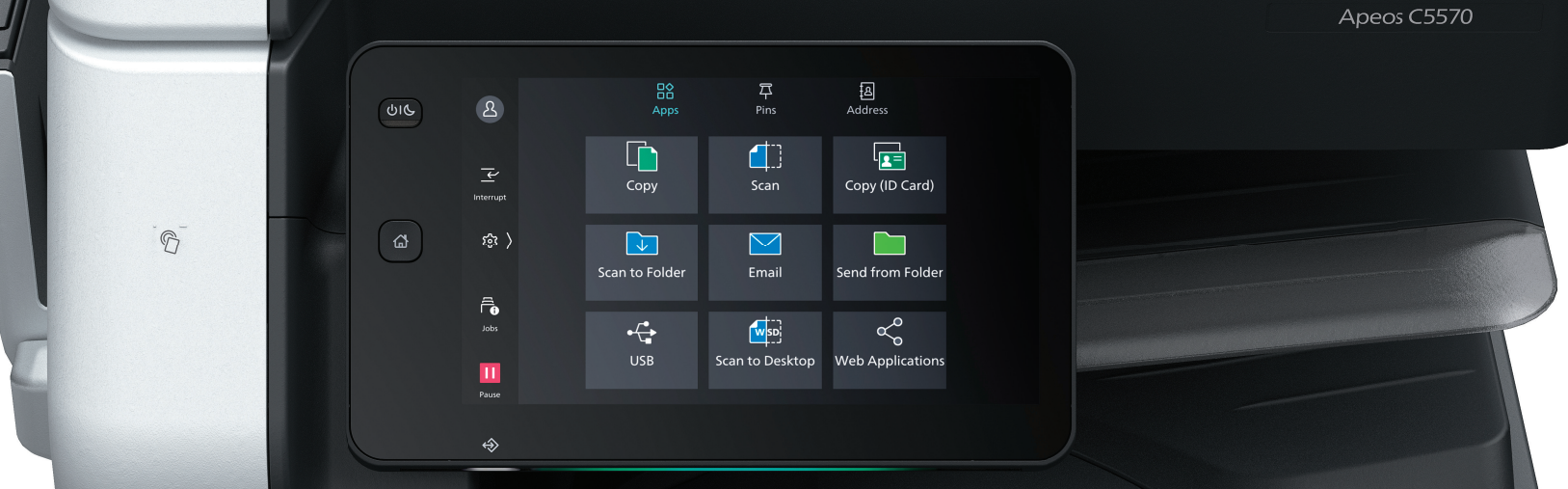
- Mobile device can be used as an alternative UI for operations control to minimize common touch points
- Frequent settings can be saved as “Favourites”
- Directly send fax or email with the addresses stored in the smartphone
- Minimize printer touch points for hygiene reasons

Note: Connect to machine via wireless environment or Wi-Fi direct connection.

\*1: It can be downloaded free of charge from Google Play™ or App Store.

\*2: E-mail, Scan to Folder.





## High performance for greater work efficiency

### Quick scanning of high-volume originals

Up to 270ppm\* can be read at high speed in Copy or Scan. The post-processing jobs can be carried out without delay.

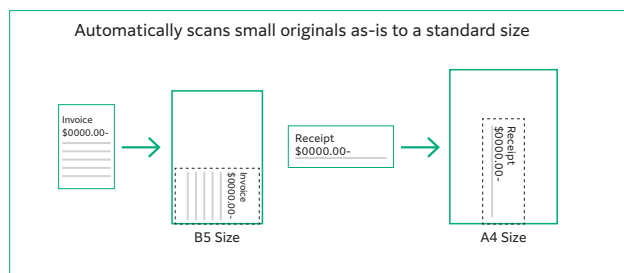
- Equipped with multifeed detection
- One pass DADF will not damage the original document
- The document cover closes slowly

\* For Duplex Automatic Document Feeder C2-PC.  
During 1 pass and 2 sided scanning, 200 dpi to Folder.

### Scan small originals such as checks and invoices together

Custom-size or small-size documents such as receipts can be scanned directly from the Duplex Automatic Document Feeder which can be automatically set into the nearest standard size.

- Instantly scan without manual entry of each original size
- Automatically converts custom-size originals to standard size
- Smart OCR function reduces post-processing work



### Create appealing promotional materials from various type of paper size and material

The device supports various paper size and thickness such as postcards, envelopes, and long paper. Promotional materials can be easily produced in-house

- Supports long paper up to 320 × 1,200 mm
- Supports 52 to 300 gsm paper from lightweight cardstock paper such as certificate of commendation
- Bypass tray supports postcards and envelopes



### Enhance sales capabilities by utilizing business card information

With Duplex Automatic Document Feeder B2-PC, you can load originals that are as small as business cards.

- Supports minimum size of 49mm(W) × 85mm(L)\*
- Multiple sheets of original can be loaded and scanned together
- 1-pass 2-sided DADF allows simultaneous front and back side scanning
- OCR feature reduces workload of manual data entry



\* Applicable for paper weight 38 to 209 gsm

### Various features saving time and effort in scanning operation

Scanned data can be transferred through a variety of methods including Email, URL, and send to PC (SMB/FTP/SFTP).

- Data can be sent by using multiple features simultaneously
- Improve your digitalization process with features including automatic orientation of scanned page to upright position, correcting the skewed page, or removing blank pages
- In addition to TIFF and JPEG, the scanned data can be converted to PDF with searchable OCR enabled

# Safeguard important information

Information is an important asset which should be protected at all cost

## Protect from unauthorized user

Multiple options of setting user unauthorization allow administrator to select a right combination as per given environment.

- Local Authentication
- Authentication by Remote Server
- IC Card Authentication\*
- User-specific feature access
- Private Charge Print

\* Optional.

Additional layer of unwanted access can be created for specific users. (e.g. guests).

- Secondary Ethernet Kit\*

\* Optional.

## Protects Data

Protects against any malicious intent of hacking, tampering with device / system settings.

- Encryption of stored data
- Uses TPM\* 2.0 chip for encryption key management
- Deletes settings and document information all at once

\* Trusted Platform Module

Protects the information by means of strong encryption while transferring it between devices, servers etc.

- Encryption of communication paths by SSL/TLS or IPsec
- Encryption when transferring via SMBv3 and SFTP
- Scan file encryption/signature
- Email encryption and signature by S/MIME
- TLS version limit
- Elliptic curve cryptography
- WPA3

## Protect from unauthorized access

Protects device settings at multiple levels by clearly demarking change restrictions for different target audience - End users, IT administrators and Service Engineers.

- Service representative operation restriction
- Account lock to prevent unauthorised access
- Information for changing the default password
- Warnings displayed when using global IP address

Prevents unauthorized program from installing without notice. Robust IT audits are supported with device data logs for easy tracking.

- Software signature verification
- Remote update restrictions
- IP address filtering
- Tampering detection at startup and automatic restoration when tampering is detected
- Prevention of tampering during operation
- Audit log
- Audit log system transfer

## Prevents operation errors

Prevents information leakage due to inadvertent mistakes by administrators and users.

- Scan documents to be delivered to fixed destination
- Re-enter fax recipient
- Annotations
- Watermark



## Initiatives for environmental consideration



We are working to develop environmentally conscious products, including technologies that reduce the power consumption of multifunction devices and printers to achieve lower environmental impact. Fujifilm Group introduced the certification program in which we clarify the environmental value of each product by assessments at the time of product development, conduct the evaluation based on our in-house certification criteria and certify the products\* that are excellent in reducing environmental impact as "Green Value Products". This product was certificated as a "Gold" rank product that contributes to reduction of environmental impact at industries' highest level.

\* Products and services excellent in reducing environmental impact are those designed in consideration of environmental impact throughout their life cycle from acquisition of raw materials, production, usage, disposition, to reuse.

## Initiatives for energy conservation

- Achieve both energy conservation and customer convenience by adopting IH fusing technologies that enable quick heating to eliminate the necessity of preheating in standby or power-saving mode
- Achieve both high image quality and energy conservation by equipping the LED printhead that enables space and energy saving design, as well as Super EA-Eco toner that has low-temperature fusing performance

- Reduce the power consumption with the smart power saving feature that solely powers on the required parts according to the functions being used by customers

## Initiatives for resources conservation

- Functions contributing to paper consumption reduction
  - Private Charge Print, Scan, Paperless Fax, Pages per Side/Multiple-Up etc.

# Apeos C7070 / C6570 / C5570 / C4570 / C3570 / C3070

## Functions & Specifications

### Basic Specifications/Copy Function

| Item  | Description   |  |  |                                    |  |                              |
|---|---|--|--|------------------------------------|--|------------------------------|
|   | C7070   | C6570  | C5570  | C4570                              | C3570  | C3070                        |
| Type  | Console   |  |  |                                    |  |                              |
| Memory capacity                               | 4 GB (Max: 4 GB)  |  |  |                                    |  |                              |
| Storage Device Capacity*                      | 128 GB  |  |  |                                    |  |                              |
| Color Capability                              | Full color  |  |  |                                    |  |                              |
| Scan Resolution                               | 600 x 600 dpi   |  |  |                                    |  |                              |
| Printing Resolution                           | 1,200 x 2,400 dpi (Text-Photo / Photo), 600 x 600 dpi (Text / Map)  |  |  |                                    |  |                              |
| Warm-up Time                                  | [Embedded Plug-ins / Custom Services] **<br>When enabled: 30 seconds or less (23 degrees Celsius room temperature)<br>When disabled: 24 seconds or less (23 degrees Celsius room temperature) |  |  |                                    |  |                              |
| Recovery Time (Recovery Time from Sleep mode) | 13 seconds or less (23 degrees Celsius room temperature)  |  | 11 seconds or less (23 degrees Celsius room temperature)   |                                    | 5 seconds or less (23 degrees Celsius room temperature)  |                              |
| Original Size                                 | Maximum of A3, 11 x 17", 297 x 432 mm for both Sheet and Book   |  |  |                                    |  |                              |
| Paper Size                                    | Max   | SRA3 (320 x 450 mm), 12 x 18" (305 x 457 mm), A3 [12 x 19" (305 x 483 mm), 320 x 483 mm / 12.6 x 19.1" when using Bypass Tray]                         |  |                                    |  |                              |
|   | Min   | A5, Postcard (100 x 148 mm) [89 x 98 mm / 3.5 x 3.9" when using Bypass Tray]   |  |                                    |  |                              |
|   | Image loss width**3   | Lead edge 4.0 mm, Trail edge 2.0 mm, Right/Left edge 2.0 mm  |  |                                    |  |                              |
| Paper Weight**4                               | Paper Tray  | 52 to 300 gsm / 14 lb. bond to 111 lb. cover   |  |                                    |  |                              |
|   | Bypass Tray   | 52 to 300 gsm / 14 lb. bond to 111 lb. cover   |  |                                    |  |                              |
| First Copy Output Time                        | B/W**5  | 3.3 sec. (A4)<br>3.3 sec. (Letter)   | 3.7 sec. (A4)<br>3.7 sec. (Letter)   | 4.4 sec. (A4)<br>4.4 sec. (Letter) | 4.9 sec. (A4)<br>4.9 sec. (Letter)   |                              |
|   | Color**6  | 4.1 sec. (A4)<br>4.1 sec. (Letter)   | 5.2 sec. (A4)<br>5.2 sec. (Letter)   | 5.7 sec. (A4)<br>5.7 sec. (Letter) | 6.7 sec. (A4)<br>6.7 sec. (Letter)   |                              |
| Continuous Copy Speed**7                      | A4 LEF/ JIS B5 LEF  | B/W: 70 ppm<br>Color: 70 ppm   | B/W: 65 ppm<br>Color: 65 ppm   | B/W: 55 ppm<br>Color: 55 ppm       | B/W: 45 ppm<br>Color: 45 ppm   | B/W: 35 ppm<br>Color: 30 ppm |
|   | Letter  | B/W: 70 ppm<br>Color: 70 ppm   | B/W: 65 ppm<br>Color: 65 ppm   | B/W: 55 ppm<br>Color: 55 ppm       | B/W: 45 ppm<br>Color: 45 ppm   | B/W: 35 ppm<br>Color: 30 ppm |
|   | A4 / JIS B5   | B/W: 50 ppm<br>Color: 50 ppm   | B/W: 47 ppm<br>Color: 47 ppm   | B/W: 40 ppm<br>Color: 40 ppm       | B/W: 32 ppm<br>Color: 32 ppm   | B/W: 27 ppm<br>Color: 23 ppm |
|   | JIS B4  | B/W: 41 ppm<br>Color: 41 ppm   | B/W: 38 ppm<br>Color: 38 ppm   | B/W: 32 ppm<br>Color: 32 ppm       | B/W: 26 ppm<br>Color: 26 ppm   | B/W: 20 ppm<br>Color: 20 ppm |
|   | Legal   | B/W: 41 ppm<br>Color: 41 ppm   | B/W: 38 ppm<br>Color: 38 ppm   | B/W: 32 ppm<br>Color: 32 ppm       | B/W: 26 ppm<br>Color: 26 ppm   | B/W: 20 ppm<br>Color: 20 ppm |
|   | A3  | B/W: 35 ppm<br>Color: 35 ppm   | B/W: 32 ppm<br>Color: 32 ppm   | B/W: 27 ppm<br>Color: 27 ppm       | B/W: 22 ppm<br>Color: 22 ppm   | B/W: 19 ppm<br>Color: 17 ppm |
| Paper Tray Capacity**8                        | Standard  | 4 Tray Model: 520 sheets x 4-tray + Bypass Tray 90 sheets<br>Tandem Tray Model: 520 sheets x 2-tray + 840 sheets + 1230 sheets + Bypass Tray 90 sheets |  |                                    |  |                              |
|   | Optional  | High Capacity Feeder B1: 2,000 sheets  |  |                                    |  |                              |
|   | Max   | 4 Tray Model: 4,170 sheets (4 Tray Model + High Capacity Feeder B1)<br>Tandem Tray Model: 5,200 sheets (Tandem Tray Model + High Capacity Feeder B1)   |  |                                    |  |                              |
| Output Tray Capacity**9                       | Upper Center: 250 sheets (A4 LEF), Lower Center: 250 sheets (A4 LEF)  |  |  |                                    |  |                              |
| Power Supply                                  | AC110-127 V -10% / +6%, 12 A+7 A, 50/60 Hz common (2Power)[7070/6570]<br>AC110-127 V -10% / +6%, 12 A, 50/60 Hz common [5570/4570/3570/3070]  |  |  |                                    |  |                              |
| Maximum Power Consumption                     | 1936 kW (AC110 V)<br>2235 kW (AC127 V)  |  | 1452 kW (AC110 V)<br>1676 kW (AC127 V)   |                                    | 1452 kW (AC110 V)<br>1676 kW (AC127 V)   |                              |
|   | Sleep mode: 0.5 W (AC115 V)<br>Ready mode: 92 W (AC115 V)   |  | Sleep mode: 0.5 W (AC115 V)<br>Ready mode: 92 W (AC115 V)  |                                    | Sleep mode: 0.5 W (AC115 V)<br>Ready mode: 58 W (AC115 V)  |                              |
| Dimensions                                    | W 658 x D 790 x H 1169 mm /<br>W 25.9 x D 31.1 x H 46.1"  |  | [4 Tray Model (DADF B2-PC)]<br>W 658 x D 720 x H 1119 mm /<br>W 25.9 x D 28.4 x H 44.1"<br>[4 Tray Model (DADF C2-PC)]<br>W 658 x D 790 x H 1169 mm /<br>W 25.9 x D 31.1 x H 46.1"           |                                    | W 633 x D 677 x H 1119 mm /<br>W 25.0 x D 26.7 x H 44.1"   |                              |
|   | W 658 x D 790 x H 1169 mm /<br>W 25.9 x D 31.1 x H 46.1"  |  | [Tandem Tray Model (DADF B2-PC)]<br>W 658 x D 720 x H 1119 mm /<br>W 25.9 x D 28.4 x H 44.1"<br>[Tandem Tray Model (DADF C2-PC)]<br>W 658 x D 790 x H 1169 mm /<br>W 25.9 x D 31.1 x H 46.1" |                                    | [4 Tray Model (DADF B2-PC)]<br>129 kg / 285 lb.<br>[4 Tray Model (DADF C2-PC)]<br>146 kg / 322 lb.<br>[Tandem Tray Model (DADF B2-PC)]<br>136 kg / 300 lb.<br>[Tandem Tray Model (DADF C2-PC)]<br>156 kg / 344 lb. |                              |
| Weight**10                                    | 156 kg / 344 lb.  |  |  |                                    | 124 kg / 274 lb.   |                              |

Note: Up to A4 size for Tray1(C3570/C3070)

\*1 : The Storage Device Capacity is not totally available for customers.

\*2 : Embedded Plug-ins / Custom Services are enabled as factory default. You can change the settings if needed.

\*3 : Up to A3 size.

\*4 : It is recommended to use our recommended paper. Correct print output may not be possible depending on the requirement.

\*5 : A4 LEF / Monochrome priority mode.

\*6 : A4 LEF / Color priority mode.

\*7 : The speed may be reduced due to the image quality adjustment.

\*8 : 80 gsm paper.

\*9 : 70 gsm paper.

\*10: Excluding Toner Cartridge.

### Print Function

| Item                          | Description                                      |  |
|-------------------------------|--|--|
| Type                          | Built-in type                                    |  |
| Continuous Print Speed*1      | Same as the Basic Specifications / Copy Function |  |
| Printing Resolution           | Standard   | [PCL Driver]<br>Standard: 1,200 x 2,400 dpi, High Quality: 1,200 x 2,400 dpi,<br>High Resolution: 1,200 x 1,200 dpi  |
|                               | Optional   | [Adobe® PostScript® 3™ Driver]<br>High Speed (Standard): 600 x 600 dpi, High Quality: 1,200 x 2,400 dpi,<br>High Resolution: 1,200 x 1,200 dpi   |
| Page Description Language     | Standard   | PCL5 / PCL6  |
|                               | Optional   | Adobe® PostScript® 3™  |
| Supported Operating System**4 | Standard   | [PCL Driver]<br>Windows 11 (64 bit), Windows 10 (32 bit / 64 bit)<br>Windows Server 2022 (64 bit), Windows Server 2019 (64 bit),<br>Windows Server 2016 (64 bit)   |
|                               | Optional   | [Mac OS X Driver]<br>macOS 14 / 13 / 12 / 11 / 10.15<br>[Adobe® PostScript® 3™ Driver]<br>[Adobe® PostScript® 3™ Driver]<br>Windows 11 (64 bit), Windows 10 (32 bit / 64 bit),<br>Windows Server 2022 (64 bit), Windows Server 2019 (64 bit),<br>Windows Server 2016 (64 bit)<br>macOS 14 / 13 / 12 / 11 / 10.15 |
| Interface                     | Standard   | Ethernet 1000BASE-T / 100BASE-TX / 10BASE-T, USB3.0  |
|                               | Optional   | Wireless LAN (IEEE 802.11 a / b / g / n / ac)  |

\*1: The speed may be reduced due to the image quality adjustment. The printing speed may be reduced depending on the document.

\*2: Please refer to our official website for the latest supported OS.

### Scan Function

| Item            | Description   |   |
|-----------------|---|---|
| Type            | Color Scanner   |   |
| Scan Resolution | 600 x 600 dpi, 400 x 400 dpi, 300 x 300 dpi, 200 x 200 dpi      |   |
| Scan Speed      | Same as the Scan Speed for the Duplex Automatic Document Feeder |   |
| Interface       | Standard  | Ethernet 1000BASE-T / 100BASE-TX / 10BASE-T   |
|                 | Optional  | Wireless LAN (IEEE 802.11 a / b / g / n / ac) |

### Fax Function (Optional)

| Item                 | Description   |
|----------------------|---|
| Original Size        | Max: A3, 11 x 17", Long document (Longest 600 mm / 23.7") |
| Recording Paper Size | Max: A3, 11 x 17"; Min: A5                                |
| Transmission Time    | 2 seconds and more but fewer than 3 seconds*              |
| Transmission Mode    | ITU-T G3  |
| Applicable Lines     | Telephone subscriber line, PBX, Fax communication (PSTN)  |

\* When A4 size document with approximately 700 characters is transmitted in standard image-quality (8 x 3.85 lines/mm) and in high-speed mode (28.8 kbps or faster, JBIG). Only indicates the time for transmitting the image information and does not include the communication control time. The total communication time will vary depending on the contents of the document, the type of machine receiving the fax, and line condition.

### Duplex Automatic Document Feeder B2-PC

| Item                         | Description   |  |                              |                              |
|------------------------------|---|--|------------------------------|------------------------------|
|                              | C5570   | C4570  | C3570                        | C3070                        |
| Original Size / Paper Weight | Max: A3, 11 x 17"; Min: A6**1<br>38 to 128 gsm / 11 lb. bond to 34 lb. bond (In Duplex: 50 to 128 gsm / 14 lb. bond to 34 lb. bond) **2 |  |                              |                              |
| Capacity**3                  | 130 sheets  |  |                              |                              |
| Scan Speed**4                | Copy (A4 LEF, Simplex)  | B/W: 55 ppm<br>Color: 55 ppm   | B/W: 45 ppm<br>Color: 45 ppm | B/W: 35 ppm<br>Color: 35 ppm |
|                              | Scan  | B/W: 80 ppm, Color: 80 ppm<br>(1 pass, 2 sided scanning: B/W 160 ppm, Color 160 ppm)<br>[Standard Document (A4 LEF / Letter LEF), 200 dpi, to Folder.] |                              |                              |

\*1: The minimum custom size is 49 x 85 mm / 2.0 x 3.4".

\*2: Custom sizes from 49 x 85 mm to 55 x 91 mm are available from 38 to 209 gsm.

\*3: 70 gsm paper.

\*4: The scanning speed varies depending on the documents.

### Duplex Automatic Document Feeder C2-PC

| Item                         | Description   |  |                              |                              |
|------------------------------|---|--|------------------------------|------------------------------|
|                              | C7070   | C6570  | C5570                        | C4570                        |
| Original Size / Paper Weight | Max: A3, 11 x 17"; Min: A6**1<br>38 to 200 gsm / 11 lb. bond to 34 lb. bond (In Duplex: 50 to 200 gsm / 14 lb. bond to 53 lb. bond) |  |                              |                              |
| Capacity**2                  | 250 sheets  |  |                              |                              |
| Scan Speed**3                | Copy (A4 LEF, Simplex)  | B/W: 70 ppm<br>Color: 70 ppm   | B/W: 65 ppm<br>Color: 65 ppm | B/W: 55 ppm<br>Color: 55 ppm |
|                              | Scan  | B/W: 135 ppm, Color: 135 ppm<br>(1 pass, 2 sided scanning: B/W 270 ppm, Color 270 ppm)<br>[Standard Document (A4 LEF / Letter LEF), 200 dpi, to Folder.] |                              |                              |

\*1: The minimum custom size is 84 x 139.7 mm / 3.3 x 5.5".

\*2: 70 gsm paper.

\*3: The scanning speed varies depending on the documents.

## Side Tray

| Item            | Description   |
|-----------------|---|
| Paper Capacity* | 100 sheets  |
| Dimensions      | W 327 x D 414 x H 179 mm / W 12.9 x D 16.3 x H 7.1" |

\*: 70 gsm paper.

## High Capacity Feeder B1 (Optional)

| Item                               | Description  |
|------------------------------------|--|
| Paper Size                         | A4 LEF, Letter LEF, JIS B5 LEF                       |
| Paper Weight                       | 55 to 216 gsm / 15 lb. bond to 57 lb. bond           |
| Feeding Capacity / Number of Tray* | 2,000 sheets x 1-tray                                |
| Dimensions                         | W 389 x D 610 x H 377 mm / W 15.4 x D 24.2 x H 15.0" |
| Weight                             | 29 kg / 64 lb.                                       |

\*: 80 gsm paper.

## Finisher-B4 (Optional)

| Item                | Description   |  |
|---------------------|---|--|
| Type                | Sort (Offset available*1*2) / Stack (Offset available*1*2)  |  |
| Paper Size*3        | Max: A3, 11 x 17"; Min: A5  |  |
| Paper Weight*4      | 52 to 300 gsm   |  |
| Paper Capacity*5    | [Without Stapling] A4: 2,000 sheets, JIS B4 or larger: 1,000 sheets, Mixed Size Stacking*6: 300 sheets<br>[With Stapling] A4: 100 sets or 1,000 sheets*7, JIS B4 or larger: 75 sets or 750 sheets<br>[With Booklet Finishing*8] 50 sets or 600 sheets<br>[With Fold*9] 500 sheets |  |
| Staple              | Capacity  | 50 sheets (90 gsm or less)   |
|                     | Paper Size*9  | Max: A3, 11 x 17"; Min: A5 LEF                                     |
|                     | Paper Weight  | 52 to 256 gsm  |
|                     | Position  | Single stapling, Dual stapling                                     |
| Punch*10            | Number of Holes   | 2-hole / 4-hole punch or 2-hole / 3-hole punch (US Specifications) |
|                     | Paper Size*11   | Max: A3, 11 x 17"; Min: A5 LEF                                     |
|                     | Paper Weight  | 52 to 220 gsm  |
| Booklet Finishing*8 | Capacity  | Saddle Staple: 15 sheets; Single Fold: 5 sheets                    |
|                     | Paper Size  | Max: A3, 11 x 17"; Min: A4, Letter                                 |
|                     | Paper Weight  | Saddle Staple: 64 to 80 gsm*12, Single Fold: 64 to 105 gsm         |
| Dimensions*13       | W 592 x D 653 x H 1041 mm / W 23.3 x D 25.7 x H 41.0"<br>With Booklet Maker Unit: W 592 x D 673 x H 1076 mm / W 23.3 x D 26.5 x H 42.4"   |  |
| Weight              | 26 kg / 58 lb.<br>Punch Kit: + 2 kg / 5 lb.<br>Booklet Maker Unit: + 10 kg / 22 lb.   |  |

\*1 : The offset feature is set to disabled by factory default. The setting can be changed as necessary.

\*2 : Outputs whose weight is 257 gsm and more or width is less than 210 mm are delivered without offset stacking.

\*3 : Paper in the sizes larger than A3 or 11 x 17" or smaller than A5 are delivered to the Centre Tray.

\*4 : Documents may not be printed correctly depending on usage conditions. (52 to 55 gsm, 257 gsm and more)

\*5 : 70 gsm paper.

\*6 : When larger size sheets are stacked on top of smaller size sheets.

\*7 : 75 sets or 750 sheets with dual stapling.

\*8 : The Booklet Finishing function requires the optional Booklet Maker Unit for Finisher-B. Make a crease allows you to fold easily. After a job with the Booklet Finishing function specified has been output, the next job may not be delivered until the sheets are removed from the output tray. Also, if larger size sheets are stacked on top of smaller size sheets after a job with the Booklet Finishing function specified has been run, the next job may not be delivered until the sheets are removed from the output tray.

\*9 : Available staple positions vary depending on the paper size.

\*10 : The Punch function requires the optional 2/4 Hole Punch Kit for Finisher-B or US 2/3 Hole Punch Kit for Finisher-B.

\*11 : Available number of punch holes varies depending on the paper size.

\*12 : Covers can be up to 220 gsm (Extra Heavyweight).

\*13 : Inner connector within the body is excluded.

## Finisher-C4 / Finisher-C4 with Booklet Maker (Optional)

| Item              | Description   |   |   |
|-------------------|---|---|---|
|                   | Finisher-C4   | Finisher-C4 with Booklet Maker  |   |
| Type              | Output Tray   | Sort (Offset available) / Stack (Offset available)  |   |
|                   | Finishing Tray  | Sort (Offset available) / Stack (Offset available)  |   |
|                   | Booklet Tray  | Sort / Stack  |   |
| Paper Size        | Output Tray   | Max: 12 x 19" (305 x 483 mm), A3; Min: A6, Postcard (100 x 148 mm)  |   |
|                   | Finishing Tray  | Max: 12 x 19" (305 x 483 mm), A3; Min: A5 LEF   |   |
| Paper Weight      | Output Tray   | 52 to 300 gsm*1   |   |
|                   | Finishing Tray  | 52 to 300 gsm*1   |   |
| Paper Capacity*2  | Output Tray   | 500 sheets (A4)   |   |
|                   | Finishing Tray  | [Without Stapling]<br>A4: 3,000 sheets, JIS B4 or larger: 1,500 sheets, A5 LEF: 1,000 sheets, Mixed Size Stacking*3: 300 sheets [With Stapling]<br>A4: 200 sets or 3,000 sheets<br>JIS B4 or larger: 100 sets or 1,500 sheets<br>A5 LEF: 100 sets or 1,000 sheets<br>Mixed Size Stacking*3: 70 sets or 200 sheets | [Without Stapling]<br>A4: 1,500 sheets, JIS B4 or larger: 1,500 sheets, A5 LEF: 1,000 sheets, Mixed Size Stacking*3: 300 sheets [With Stapling]<br>A4: 200 sets or 1,500 sheets<br>JIS B4 or larger: 100 sets or 1,500 sheets<br>A5 LEF: 100 sets or 1,000 sheets<br>Mixed Size Stacking*3: 70 sets or 200 sheets |
|                   |   | Booklet Tray  | 20 sets*4   |
| Staple            | Capacity  | 50 sheets (90 gsm or less)  |   |
|                   | Paper Size*5  | Max: A3, 11 x 17"; Min: A5 LEF  |   |
|                   | Paper Weight  | 52 to 300 gsm   |   |
| Punch*6           | Position  | Single stapling, Dual stapling  |   |
|                   | Number of Holes   | 2-hole / 4-hole punch or 2-hole / 3-hole punch (US Specifications)  |   |
|                   | Paper Size*7  | Max: A3, 11 x 17"; Min: A5 LEF  |   |
| Booklet Finishing | Paper Weight  | 52 to 220 gsm   |   |
|                   | Capacity*8  | –   | Saddle Staple: 20 sheets (90 gsm or less)<br>Single Fold: 5 sheets (90 gsm or less)   |
|                   | Paper Size  | –   | Max: SRA3 (320 x 450 mm), A3; Min: JIS B5   |
| Dimensions*9      | Paper Weight  | –   | Saddle Staple: 60 to 300 gsm<br>Single Fold: 60 to 300 gsm  |
|                   |   | W 644 x D 692 x H 1054 mm / W 25.4 x D 27.3 x H 41.5"   | W 649 x D 692 x H 1054 mm / W 25.6 x D 27.3 x H 41.5"   |
|                   |   | When Folder Unit CD3 is installed: W 883 x D 692 x H 1054 mm / W 34.8 x D 27.3 x H 41.5"  | When Folder Unit CD3 is installed: W 888 x D 692 x H 1054 mm / W 35.0 x D 27.3 x H 41.5"  |
| Weight            | Finisher-C4 (w Punch): 44 kg / 97 lb.<br>Folder Unit CD3: + 52 kg / 115 lb. | Finisher-C4 with Booklet Maker (w Punch): 57 kg / 126 lb.<br>Folder Unit CD3: + 52 kg / 115 lb.   |   |

Note: Transport Unit H4 is required.

\*1: 52 to 55 gsm output paper may not be aligned properly depending on the paper type.

\*2: 70 gsm paper.

\*3: When larger size sheets are stacked on top of smaller size sheets.

\*4: When the output paper size is the same.

\*5: Available staple positions vary depending on the paper size.

\*6: Punching function cannot be added. Select a finisher with the hole punching function.

\*7: Available number of punch holes varies depending on the paper size.

\*8: The maximum number of sheets varies depending on the paper weight. Booklet may not be tightly closed depending on the size or type of the paper.

\*9: Inner connector within the body is excluded.

## Folder Unit CD3 (Optional)

| Item                                       | Description   |                      |
|--|---|----------------------|
| Z Fold Half Sheet                          | Paper Size  | A3, 11 x 17", JIS B4 |
|  | Paper Weight  | 60 to 90 gsm         |
| Tri-fold                                   | Paper Size  | A4, Letter           |
|  | Paper Weight  | 60 to 90 gsm         |
|  | Paper Capacity*1                                    | 40 sheets            |
| Power Supply*2 / Maximum Power Consumption | AC110 V ±10%, 0.9 A, 60 Hz, 100 W                   |                      |
|  | AC220-240 V ±10%, 0.6 A, 50/60 Hz common, 144 W     |                      |
| Dimensions                                 | W 232 x D 588 x H 991 mm / W 9.2 x D 23.2 x H 39.1" |                      |
| Weight                                     | 52 kg / 115lb.                                      |                      |

Note: Optional of Finisher-C4 / Finisher-C4 with Booklet Maker.

\*1: 70 gsm paper.

\*2: Power supply separate from the main unit is required.

### Notes

- To comply with paper weight specifications, it is recommended to use our recommended paper. Document may not be printed correctly depending on usage conditions.
- Functional spare parts will be available for at least 7 years after the product is no longer manufactured.

# Hardware configuration

## Choice of main unit to your requirement

- 1. Duplex Automatic Document Feeder C2-PC**  
 • 250 sheets capacity  
 • Scan Speed:  
 Simplex 135 ppm  
 Duplex 270 ppm

1. DADF C2-PC

1. DADF C2-PC

- 2. Duplex Automatic Document Feeder B2-PC**  
 • 130 sheets capacity  
 • Scan Speed:  
 Simplex 80 ppm  
 Duplex 160 ppm

2. DADF B2-PC

2. DADF B2-PC

## Standard value

**Apeos C7070/C6570**

**Apeos C5570/C4570**

**Apeos C5570/C4570**

**Apeos C3570/C3070**

### 3 ways output tray

Allows to separate the print output each copy, fax and print job



5. Side Tray  
 \*Standard

6. Exit 2 Tray  
 \*Standard

- 3. Tandem Tray Module**  
 • 520 sheets capacity tray x 2-tray  
 • 840 sheets capacity tray x 1-tray  
 • 1,230 sheets capacity tray x 1-tray

- 4. 4 Tray Module**  
 • 520 sheets capacity tray x 4-tray

## Optional



- 7. High Capacity Feeder B1**  
 Increase paper capacity for high-volume output  
 • 2,000 sheets capacity tray x 1-tray

- 8. Finisher B4**  
 • Single stapling, Dual stapling

- 9. Punch Unit**  
 • 2-hole / 3-hole punch

- 10. Booklet Maker**  
 \*Saddle Staple

- 11. Finisher-C4 2/3H**  
 • Single stapling, Dual stapling  
 • 2-hole / 3-hole punch

- 12. Folder Unit CD3**  
 • Z-fold Half Sheet, Tri-fold

- 13. Finisher-C4 with Booklet Maker 2/3H**  
 • Single stapling, Dual stapling, Saddle stapling  
 • 2-hole / 3-hole punch

- 12. Folder Unit CD3**  
 • Z-fold Half Sheet, Tri-fold



# FUJIFILM

FUJIFILM Business Innovation Corp.

Headquarters

9-7-3, Akasaka Minato-ku, Tokyo 107-0052

TEL: +81-3-6271-5111

[fujifilm.com/fbglobal](http://fujifilm.com/fbglobal)

# Colyer.

hello@colyer.co.uk  
 LONDON: 020 7833 0888  
 UK: 01483 596200  
[colyer.co.uk](http://colyer.co.uk)

The available model varies depending on the country/region. Please ask the sales representatives for details.

The product specifications, appearance and other details in this brochure are subject to change without notice for improvements.

**Reproduction Prohibitions** Please note that reproduction of the following is prohibited by law : •Domestic and foreign currencies, government-issued securities, and national bonds and local bond certificates. •Unused postage stamps, post cards, etc. •Certificate stamps stipulated by law. •Reproducing works forming the subject matter of copyright (literary works, musical works, paintings, engravings, maps, cinematographic works, drawings, photographic works, etc.) is not permitted unless the reproduction is for the purpose of personal use, family use or other similar uses within a limited circle.

**Trademarks** •FUJIFILM and FUJIFILM logo are registered trademarks or trademarks of FUJIFILM Corporation. •Apeos is registered trademarks or trademarks of FUJIFILM Business Innovation Corp. •Adobe, Adobe logo, PostScript and PostScript logo are either registered trademarks or trademarks of Adobe in the United States and/or other countries. •Apple, AirPrint and Mac are trademarks of Apple Inc., registered in the U.S. and other countries and regions. •All product names and company names mentioned in this brochure are trademarks or registered trademarks of their respective companies.



### For Your Safety

Before using the product, read the Instruction Manual carefully for proper use. Use the product with the power source and voltage specified. Be sure to establish ground connection. Otherwise, electronic shock may result in the case of a failure or short circuit.