



Next Gen Technology.  
Next level CMYK+ Inspiration.

Revoria Press SC285S / SC285

 **Revoria Press™**





# Next Gen Technology. Next level CMYK+ Inspiration.

Feel the innovative power of expandable colour realized in a space-saving design as it paves the way for new printing possibilities. Discover the rich functionality and smooth operability that unlock endless ideas before your eyes.



Discover next-level print quality and our specialty CMYK+ toner integrated into a familiar compact design. Experience high-quality CMYK printing and the remarkable brilliance of metallic colours thanks to the Super EA-Eco toner typically found in high-end models. Expanded features let anyone unlock a new world of printing possibilities effortlessly.



As print possibilities grow, so do creativity and the power to offer solutions. Versatile paper handling, advanced post-processing, and a user-friendly interface let you bring ideas to life and make business opportunities a reality.



Let superb productivity and professional print quality provide the business needs. Our next-level quality, reliability, whatever the and professional print robust support your print server delivers productivity, and task.



The consistent print quality and operational efficiency automation offer can revolutionize your business. Take on complex tasks that used to require specialized skills and set a course for sustainable business growth.



In addition to beautiful printed materials, discover a full range of office-ready copy and scan functions designed to enhance your business quality and efficiency.



# PRINT. CREATIVELY.

## Unleash creativity and create new value

### CMYK+ specialty toner print engine

Specialty toners are available in gold, silver, clear, pink, and textured paper toner.\* One specialty toner can be used in addition to CMYK for overprinting. Unique patented technology improves productivity, image quality, and paper versatility performance and significantly downsizes the print engine.

\* Availability of Gold and Silver will be announced later.




Layer CMYK over gold and silver and achieve spectacular metallic colours thanks to Fujifilm technology.



Expand the colour gamut using pink toner and make it possible to reproduce vivid RGB and spot colours such as red, orange, and purple that can't be achieved using CMYK alone.



The use of clear toner alone or overprinted on CMYK produces a textured, glossy feel and a sense of luxury.



Fujifilm Metallic Swatches

### Master specialty toner with a full range of support functions

- Automatic pink toner optimization to realize wider colour gamut and smooth skin tone. (available in Revidia Flow)
- Specialty Colour Quick Viewer (SCQV) allows user to preview the effect of specialty colours as well as different substrates before printing.
- Users can quickly change to a specific specialty colour to save labor costs and turnaround times.

### Proprietary technology for CMYK high image quality

#### Super EA\*-Eco toner (CMYK)

- Features high-quality Super EA-Eco toner identical to those used in our high-end models.
- Toner particle size has been reduced to among the smallest in the industry, and toner particle shape standardized for crisp rendering of detailed characters and fine lines.
- Gradations, such as halftones, are reproduced more smoothly and beautifully for more even blue skies and skin tones.

\* EA : Emulsion Aggregation

#### 2,400 x 2,400 dpi LED printhead

Thanks to our unique technology, the compact, high-image-quality LED printhead delivers high-resolution output at up to 2,400 x 2,400 dpi for sharp lines and images, enabling high-definition printing.



High definition printing with LED printhead

# PRINT. FLEXIBLY.

## More printing possibilities than ever before

- Offer better solutions thanks to reliable technologies that enable a wide variety of paper sizes and post-processing.
- Supports a wide range of paper sizes, from a minimum of 90 x 146 mm up to 330 x 660 mm, with optional long sheet printing (single-sided) up to 330 x 1,300 mm.
- Paper weights flexibility from lightweight 52 gsm to heavyweight 400 gsm.



Folding carton and label sticker

Printing on envelopes with a minimum paper width of 90 mm

Printing on water-resistant paper for menu lists



▲ Supports long sheet sizes up to 330 x 1,300 mm

### Technology that keeps you ready for anything

#### Print beautifully even on textured paper

The intermediate transfer belt ensures reliable, high-quality output even on typically difficult-to-print textured media, such as embossed and LEATHAC papers.



#### Removes static electricity for stable paper handling\*

- Enables stable paper handling.
- Protect operators safely from high amount of static electricity.

\* Static Eliminator D1

#### Reliable paper feed across various types of paper\*

The air-suction feed tray, equipped with our proprietary Shuttle Head technology, ensures a reliable feed of papers prone to paper dust accumulation, textured papers, and coated papers that tend to stick together.

\* Air Suction Feeder





# PRINT. PRODUCED.

## Making productivity and print quality work together

### 85 ppm high productivity

- Realize top speed for weight 52-400 gsm both coated and uncoated paper.
- High-productivity A3 printing at 47 ppm

### Calibration for G7 standard

G7 calibration achieves consistent gray balance and neutral tonality across different printing processes, substrates, and printing conditions. A standard that is widely adopted in the printing industry to ensure colour consistency and quality across various printing technologies and platforms.

Note: G7® is Idealliance's global industry-leading set of specifications for achieving visual similarity across all print processes.

### High resolution-, high productivity-ready print server


- 1,200 x 1,200 dpi RIP processing reproduces images with their original vivid quality. Even fine text and lines can be reproduced at 1,200 dpi resolution.
- High-precision 3D calibration and feedback functions ensure consistent colour reproduction.
- Different-sized data can be imposed at any desired position for more efficient use of long sheets and reduced paper waste.

# PRINT. INTELLIGENTLY.

## Supporting your business growth

### AI correction (available in Revoria Flow)

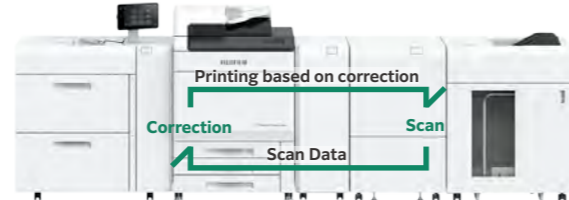
- AI automatically identifies the scene per photo, applies appropriate image correction, and prints them beautifully.



### Scan originals for easy colour-matching

When reprinting previous work or prints produced on other machines, you can match colours simply by scanning a sample print. Colour matching is possible based on paper originals, even when original printing conditions are unknown, eliminating the need for operators to create complex profiles.

### Real-time detection and correction during printing\*



- Automatic detection and correction of colour variations and front-to-back misalignments during printing.
- Optimization continues throughout the printing process, with little to no decrease in print speed.
- Real-time correction can be performed during normal printing operations without needing high-level expertise or reliance on special skills.

\* Smart Monitoring Gate D1

# PRINT. EFFORTLESSLY.

## Handle production and office work with 2-in-1 versatility

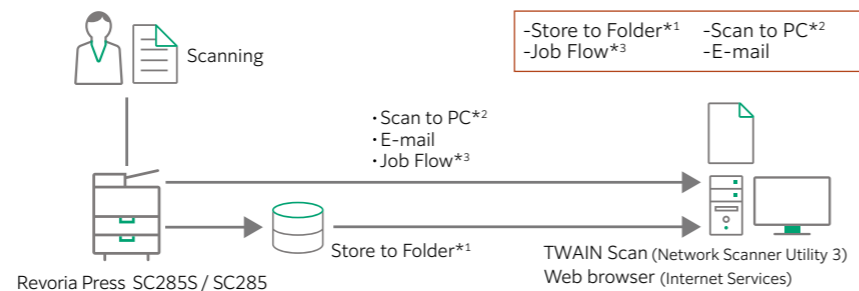
### Packed with office-ready features

#### Duplex Automatic Document Feeder

|           |                          |                          |
|-----------|--------------------------|--------------------------|
|           | 1 sided                  | 2 sided                  |
| Scan job* | 135 ppm<br>(Colour / BW) | 270 ppm<br>(Colour / BW) |
| Copy job  | 90 ppm(BW)               |                          |

\* Standard Document (A4), 200 dpi, to Folder.

#### Various scanning functions



Revoria Press SC285S / SC285

- \*1: Scanned files are stored to Folders on the device. To store them to PC, use web browsers, Stored File Manager 3 belonging to Network Scanner Utility 3, or TWAIN compliant applications.
- \*2: Scanned files are sent and stored to PC folders via FTP transfer or SMB.
- \*3: Scanned files are sent to defined destinations. You need to create a job flow in advance in which distribution destinations are specified.

# Revoria Press SC285S / SC285

### Full Configuration



Full Configuration W8,036 x D858 x H1,252 mm\*

\* Extension Kit and Extension Kit Extra are not included in height.

### Various Options Available According to Needs

#### Feeding Options

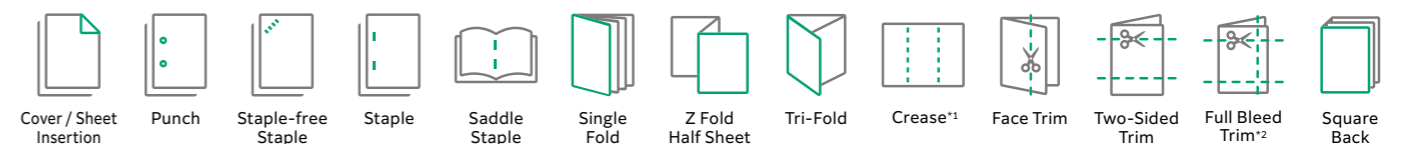
|   |  |
|---|--|
| <p>High Capacity Feeder C3-DS + Multi Sheet Inserter for Banner Print</p> <p>Air Assist   Multifeed Detection</p> <p>2,100 sheets x 2 trays + 250 sheets<br/>Maximum A3, 330 x 660 mm</p>   | <p>High Capacity Feeder C3-DS + 2nd High Capacity Feeder C1-DS + Multi Sheet Inserter for Banner Print</p> <p>Air Assist   Multifeed Detection</p> <p>2,100 sheets x 4 trays + 250 sheets<br/>Maximum A3, 330 x 660 mm</p>   |
| <p>Air Suction Feeder C1-DS*1</p> <p>Air Suction   Multifeed Detection</p> <p>2,200 sheets x 2 trays + 250 sheets<br/>Maximum A3, 330 x 660 mm</p>  | <p>Chained Air Suction Feeder C1-DS-L*1 + C1-DS-R</p> <p>Air Suction   Multifeed Detection</p> <p>2,200 sheets x 4 trays + 250 sheets<br/>Maximum A3, 330 x 660 mm</p>   |
| <p>Air Suction Feeder C1-DSXL*1 + Banner Unit for Air Suction Feeder C1-DSXL</p> <p>Air Suction   Multifeed Detection   Long Sheets Feeding</p> <p>900 sheets + 2,200 sheets + 250 sheets<br/>Maximum A3, 330 x 1,300 mm (Upper tray)</p> | <p>Chained Air Suction Feeder C1-DSXL*1 + C1-DS-R + Banner Unit for Air Suction Feeder C1-DSXL</p> <p>Air Suction   Multifeed Detection   Long Sheets Feeding</p> <p>900 sheets + 2,200 sheets x 3 trays + 250 sheets<br/>Maximum A3, 330 x 1,300 mm (Left Upper tray)</p> |
| <p>High Capacity Feeder B1*2</p> <p>A4 size</p> <p>2,100 sheets x 1 tray<br/>Maximum A4</p>   | <p>High Capacity Feeder B1-S+ Multi Sheet Inserter for Banner Print</p> <p>Air Assist   Multifeed Detection   Cabinet</p> <p>2,100 sheets x 1 tray + 250 sheets<br/>Maximum A3, 330 x 660 mm</p>   |

#### Output Options

|   |   |
|---|---|
| <p>1 Interface Decurler Module D1</p> <p>Real Time Curl Correction</p>  | <p>9 Square Back Fold Trimmer D1</p> <p>Face Trim   Square Back</p>   |
| <p>2 Inserter D1</p> <p>Cover / Sheet Insertion</p>   | <p>Folder Unit CD3</p> <p>Z Fold Half Sheet   Tri-fold</p>  |
| <p>3 Static Eliminator D1</p> <p>Eliminate Static Electricity</p>   | <p>Finisher-C5 / Finisher-C5 with Booklet Maker</p> <p>Sort / Stack   Staple   Staple-free Staple   Punch   Saddle Staple / Single Fold*4</p> |
| <p>4 Smart Monitoring Gate D1</p> <p>Print inspection</p>   | <p>Offset Catch Tray</p> <p>Offset Stack</p>  |
| <p>5 High Capacity Stacker A1</p> <p>5000-sheet Offset-stacking   Stacker cart   Long Sheets Output*3</p>                         | <p>Long Catch Tray</p> <p>Long Sheets Output</p>  |
| <p>6 Crease / Two-sided Trimmer D2</p> <p>Two-Sided Trim   Crease</p>   |   |
| <p>7 Folder Unit CD2</p> <p>Z Fold Half Sheet   Tri-fold</p>  |   |
| <p>8 Finisher D6 with Booklet Maker</p> <p>Sort / Stack   Staple   Punch*3   Single fold   Saddle Staple   Long sheets Output</p> |   |
| <p>Finisher D6</p> <p>Sort / Stack   Staple   Punch*3   Long sheets Output</p>  |   |

\*1: Multi Sheet Inserter for Banner Print is equipped as standard.  
\*2: Optional Multi Sheet Inserter for Banner Print is required separately. It is connected to printer directly.  
\*3: Optional \*4: For Finisher-C5 with Booklet Maker.

#### Finishing Applications



\*1: Up to 5 creases are possible for mountain fold and valley fold. \*2: Full Bleed Trim is performed for Two-Sided Trim and Face Trim.

#### Print Servers

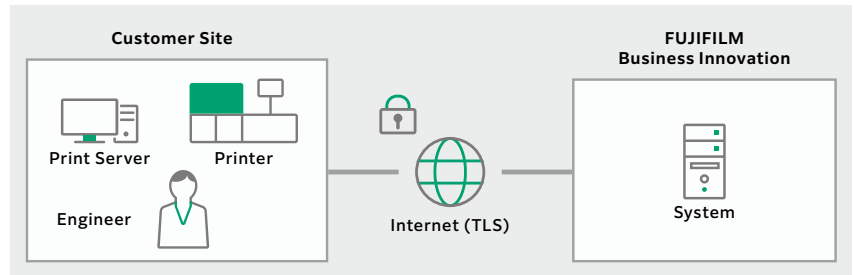


## Reliable Support System Remote Services\*

FUJIFILM Business Innovation Remote Services enhance machine reliability, uptime, and productivity, ensuring seamless business operations. Using remote services to connect our support systems and tools with skilled teams worldwide, we deliver responsive assistance precisely when you need it. This proactive approach, supported by in-depth knowledge and comprehensive product understanding, lets us offer the solutions you need.

\* This support availability varies depending on the location.  
For more information, please consult your assigned sales representative.

- Seamless one-way communication between your device and our data centre.
- Reduce downtime by transmitting machine data to detect and prevent problems.
- Automatically report billing meters to save time and improve accuracy.



[global.fujifilm.com](http://global.fujifilm.com)

# FUJIFILM

FUJIFILM Business Innovation Corp.

9-7-3, Akasaka Minato-ku, Tokyo 107-0052  
TEL : +81-3-6271-5111

[fujifilm.com/fbglobal](http://fujifilm.com/fbglobal)

# Colyer.

hello@colyer.co.uk  
LONDON: 020 7833 0888  
UK: 01483 596200  
[colyer.co.uk](http://colyer.co.uk)



Adobe PostScript



Adobe PDF Print Engine



ENERGY STAR certified the combination with Revoria Flow Print Servers.

The available model varies depending on the country/region. Please ask the sales representatives for details.

The product specifications, appearance and other details in this brochure are subject to change without notice for improvements.

Reproduction Prohibitions Please note that reproduction of the following is prohibited by law : •Domestic and foreign currencies, government-issued securities, and national bonds and local bond certificates. •Unused postage stamps, post cards, etc. •Certificate stamps stipulated by law. •Reproducing works forming the subject matter of copyright (literary works, musical works, paintings, engravings, maps, cinematographic works, drawings, photographic works, etc.) is not permitted unless the reproduction is for the purpose of personal use, family use or other similar uses within a limited circle.

Trademarks •FUJIFILM and FUJIFILM logo are registered trademarks or trademarks of FUJIFILM Corporation. •Revoria, Revoria logo, Revoria Press and Revoria Flow are registered trademarks or trademarks of FUJIFILM Business Innovation Corp. •Adobe, Adobe logo, PostScript and PostScript logo, Adobe PDF, Adobe PDF Print Engine are either registered trademarks or trademarks of Adobe in the United States and/or other countries. •Windows, Windows Server and Active Directory are registered trademarks of Microsoft Corporation. •Fiery and the Fiery logo are trademarks or registered trademarks of Fiery, LLC and/or its wholly owned subsidiaries in the U.S. and/or certain other countries. All rights reserved. •G7 is a registered trademark of Idealliance. •Idealliance is a registered trademark of PRINTING United Alliance. •All product names and company names mentioned in this brochure are trademarks or registered trademarks of their respective companies.



#### For Your Safety

Before using the product, read the Instruction Manual carefully for proper use. Use the product with the power source and voltage specified. Be sure to establish ground connection. Otherwise, electronic shock may result in the case of a failure or short circuit.

The information is as of May, 2024. PIC-0236 FF